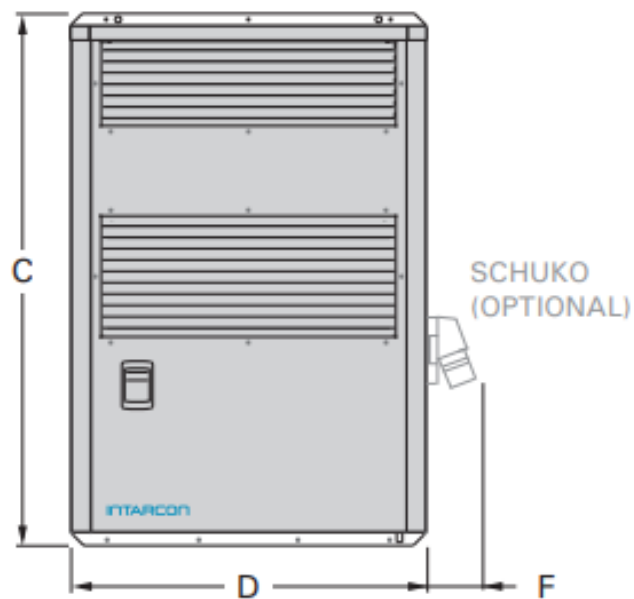
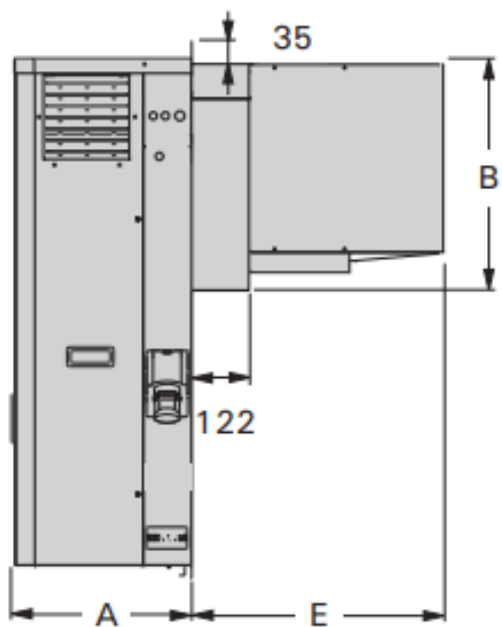


Positive temperature   R-452A																
Model	Compressor		Cooling capacity / Cold room volume according to cold room temperature								Power (kW)	Max. Current (A)	Evap. air flow (m³/h)	Conden. air flow (m³/h)	Weight (kg)	db (A)
	HP	Power supply	W	m³	W	m³	W	m³	W	m³						
			-5°C	0°C		5°C		10°C								
MCV-IB-1 010	3/8	230V	630	3,5	799	6,4	966	11	1157	19	0,65	5,5	500	575	59	34
MCV-IB-1 012	1/2	230V	767	4,9	930	8,8	1118	14	1317	23	0,67	6,5	500	575	60	34
MCV-IB-1 014	1/2	230V	893	6,3	1077	10	1270	16	1485	27	0,80	7,1	500	575	60	34
MCV-IB-1 016	5/8	230V	985	7,4	1184	12	1386	19	1615	30	0,87	8,0	500	575	69	34
MCV-IB-1 018	3/4	230V	1138	9,3	1347	14	1570	22	1806	35	1,02	9,3	500	575	70	34
MCV-IB-1 024	1	230V	1207	10	1468	16	1739	25	2039	41	1,18	12,3	500	575	70	34
MCV-IB-2 024	1	230V	1554	14	1917	23	2296	36	2726	57	1,36	11,3	950	950	88	35
MCV-IB-2 026	1 1/4	230V	1795	17	2149	26	2526	40	2945	63	1,47	12,3	950	950	89	36
MCV-IB-2 034	1 1/2	230V	1996	20	2391	31	2801	46	3247	72	1,95	16,9	950	950	89	37
MCV-IB-3 034	1 1/2	230V	2230	23	2690	35	3200	53	3730	83	2,07	17,1	1300	1250	117	38
MCV-IB-3 038	1 3/4	400V	2500	27	3020	41	3580	62	4220	97	1,97	7,9	1300	1250	114	40

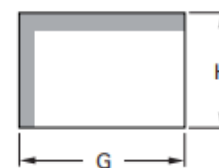
Negative temperature   R-452A																
			-25°C		-20°C		-15°C									
BCV-IB-1 018	5/8	230V	383	1,0	489	2,0	655	4,4	X	0,67	7,3	500	575	59	31	
BCV-IB-1 026	3/4	230V	548	2,1	720	4,3	877	7,6		0,91	8,5	500	575	60	31	
BCV-IB-1 034	1 1/4	230V	668	3,2	866	6,1	1023	10		1,14	11,0	500	575	60	33	
BCV-IB-2 034	1 1/4	230V	793	3,8	1048	7,7	1297	14		1,19	11,9	950	950	89	35	
BCV-IB-2 055	1 3/4	230V	1280	11	1650	14	2025	22		1,80	17,9	950	950	96	41	
BCV-IB-2 075	2 1/2	230V	1580	15	1900	17	2355	27		2,30	25,9	950	950	101	44	
BCV-IB-3 075	2 1/2	230V	1630	16	2130	19	2540	30		2,50	26,0	1300	1250	113	44	
BCV-IB-3 096	3 1/2	400V	1890	18	2460	32	3040	54		2,64	12,1	1300	1250	129	49	

Options:

- Change (voltage) power supply
- Door micro-switch
- Condenser coil polyurethane anti-corrosion treatment
- Evaporator coil epoxy anti-corrosion treatment
- Male and female schuko electrical connector base
- Low voltage protection (single-phase models)
- Low voltage and phase sequence protection (three-phase models)



### Mounting frame



PLUG-IN FRAME

Dimensions (mm)	G	H
1 series	380	335
2 series	600	335
3 series	710	475

### Installations scheme



Dimensions (mm)	A	B	C	D	E	F
1 series	340	330	1 060	400	514	115
2 series	340	330	1 100	620	514	115
3 series	365	470	1 100	735	514	115
3 096 series	365	470	1 215	735	514	115